


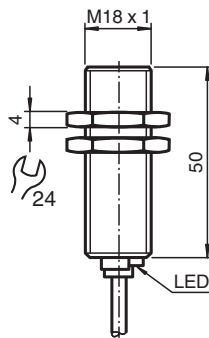
Inductive sensor

NJ5-18GM50-E2-3G-3D

■ Basic series



Dimensions



Technical Data

General specifications		
Switching function		Normally open (NO)
Output type		PNP
Rated operating distance	s_n	5 mm
Installation		flush
Output polarity		DC
Assured operating distance	s_a	0 ... 4.05 mm
Actual operating distance	s_r	4.5 ... 5.5 mm typ. 5 mm
Reduction factor r_{Al}		0.2
Reduction factor r_{Cu}		0.13
Reduction factor r_{304}		0.62
Reduction factor r_{Brass}		0.26
Output type		3-wire
Nominal ratings		
Operating voltage	U_B	10 ... 30 V DC
Switching frequency	f	0 ... 2000 Hz
Hysteresis	H	3 ... 15 typ. 5 %

Release date: 2022-07-15 Date of issue: 2022-07-15 Filename: 70126074_eng.pdf

Refer to "General Notes Relating to Pepperl+Fuchs Product Information".

Pepperl+Fuchs Group
www.pepperl-fuchs.com

USA: +1 330 486 0001
fa-info@us.pepperl-fuchs.com

Germany: +49 621 776 1111
fa-info@de.pepperl-fuchs.com

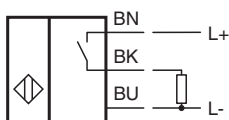
Singapore: +65 6779 9091
fa-info@sg.pepperl-fuchs.com

PEPPERL+FUCHS


Technical Data

Reverse polarity protection		reverse polarity protected
Short-circuit protection		pulsing
Voltage drop	U_d	$\leq 3 \text{ V}$
Voltage drop at I_L		
Voltage drop $I_L = 200 \text{ mA}$, switching element on	U_d	1 ... 2 V typ. 1.5 V
Operating current	I_L	$\leq 200 \text{ mA}$
Off-state current	I_r	0 ... 0.5 mA typ. 0.01 mA
No-load supply current	I_0	$\leq 15 \text{ mA}$
Time delay before availability	t_v	$\leq 100 \text{ ms}$
Switching state indicator		LED, yellow
Functional safety related parameters		
MTTF _d		1504 a
Mission Time (T_M)		20 a
Diagnostic Coverage (DC)		0 %
Compliance with standards and directives		
Standard conformity		
Standards		EN 60947-5-2:2007 EN 60947-5-2/A1:2012 IEC 60947-5-2:2007 IEC 60947-5-2 AMD 1:2012
Approvals and certificates		
IECEX approval		
Equipment protection level Gc (ec)		IECEX TUR 21.0017X
Equipment protection level Dc (tc)		IECEX TUR 21.0018X
ATEX approval		
Equipment protection level Gc (ec)		TÜV 20 ATEX 8523 X
Equipment protection level Dc (tc)		TÜV 20 ATEX 8524 X
UL approval		cULus Listed, General Purpose, Class 2 Power Source
Ambient conditions		
Ambient temperature		-25 ... 70 °C (-13 ... 158 °F)
Storage temperature		-40 ... 85 °C (-40 ... 185 °F)
Mechanical specifications		
Connection type		cable PVC , 2 m
Core cross section		0.5 mm ²
Housing material		Stainless steel 1.4305 / AISI 303
Sensing face		PBT
Degree of protection		IP66 / IP67
Cable		
Bending radius		> 10 x cable diameter
General information		
Scope of delivery		2 self locking nuts in scope of delivery
Use in the hazardous area		see instruction manuals

Connection



Accessories

	<p>BF 18</p>	<p>Mounting flange, 18 mm</p>
---	---------------------	-------------------------------

Release date: 2022-07-15 Date of issue: 2022-07-15 Filename: 70126074_eng.pdf

Refer to "General Notes Relating to Pepperl+Fuchs Product Information".

Pepperl+Fuchs Group
www.pepperl-fuchs.com

USA: +1 330 486 0001
fa-info@us.pepperl-fuchs.com

Germany: +49 621 776 1111
fa-info@de.pepperl-fuchs.com

Singapore: +65 6779 9091
fa-info@sg.pepperl-fuchs.com